



RENTZ PLAN S | RENTZ PLAN
2015 / 2016 ENGLISH

Goetheallee

CONTENTS

4 RENZ PLAN S – Precision solid construction



30 RENZ PLAN – Linear but with soft detailing



- 68 Integration of RENZ speaker/intercom systems
- 70 Integration of non-RENZ modules
- 72 Materials & colours at a glance

- 6 Pillars
- 8 Surface-mounted units
- 10 Flush-mounted units
- 14 Panel units
- 20 Through-the-wall units
- 22 Product features at a glance
- 24 Specifications

- 32 Pillars horizontal boxes
- 36 Free-standing units horizontal boxes
- 40 Surface-mounted units horizontal boxes
- 44 Flush-mounted units horizontal boxes
- 50 Through-the-fence units horizontal boxes
- 52 Intercom pillars
- 54 Product features at a glance
- 56 Specifications



Goetheallee

RENZ PLAN S PRECISION SOLID CONSTRUCTION

Conspicuously inconspicuous: The RENZ PLAN S generation of innovative mailbox units. Redefining mail boxes – minimalist, restrained, flush-mounted, completely integrated in the building or adapted to the facade. Alongside mailbox models for integrated door panels, RENZ PLAN S is now also available as a surface-mounted or flush-mounted unit, as a through-the-wall unit and also as a pillar. RENZ PLAN S comes in perceptibly solid V4A stainless steel with a sophisticated brushed finish or also in coated steel.

Pillars, surface-mounted or flush-mounted units



- Precise edges
- Minimal clearance
- Solid construction

- Letter plate with noise damping and magnetic lock

- Large mail slot with wide opening

Integrated panel units or slide-through units



- Precise edges
- Minimal clearance
- Solid construction

- Insulated letter plate with draught-protection, noise insulation and magnetic lock

- Large mail slot with extra-wide 135 degree opening



RENZ PLAN S | PILLARS

UPPER CLASS

There is now a new and exclusive solution for your entrance areas with the RENZ PLAN S pillar. Alongside its elegant-looking appearance, the solid stainless steel used indicates that this is a very special product.



1 RENZ PLAN S pillar with engraving and RSA2 speaker/intercom system



SELF-ASSURED

The spotlight is on the qualities of RENZ PLAN S when it is surface-mounted. The sophisticated appearance of the flush surface is impressively underlined by the 2 mm thick flat material on all sides. Thanks to its harmonious proportions, the use of solid material can be both felt and seen.

1



2



1 RENZ PLAN S surface-mounted unit with RSA2 speaker/intercom system

2 RENZ PLAN S surface-mounted unit with RSA2 speaker/intercom system



ADAPTABLE

When flush-mounted, the RENZ PLAN S is particularly impressive, as the flush surface is beautifully integrated into the flat wall. RENZ PLAN S thus adapts wonderfully to its surroundings with a restrained, elegant appearance.

1



2



- 1 RENZ PLAN S flush-mounted unit with plaster cover frame
- 2 RENZ PLAN S flush-mounted unit with shadow gap, engraving and speaker/intercom system RSA2



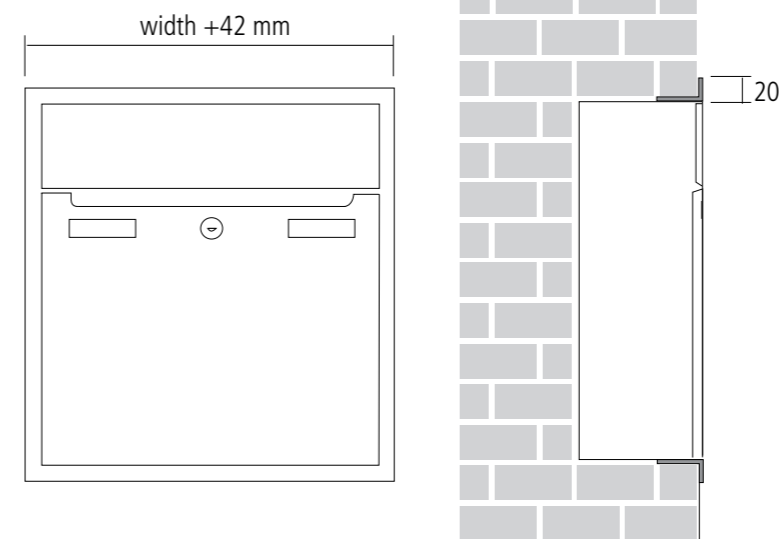
VERSATILE TO INSTALL

Plan the installation of your RENZ PLAN S flush-mounted unit to match your sub-surface. You can choose from three installation options: traditional with an angled plaster cover frame, fitted flush with the plaster with a close-fitting casing or with a shadow gap.

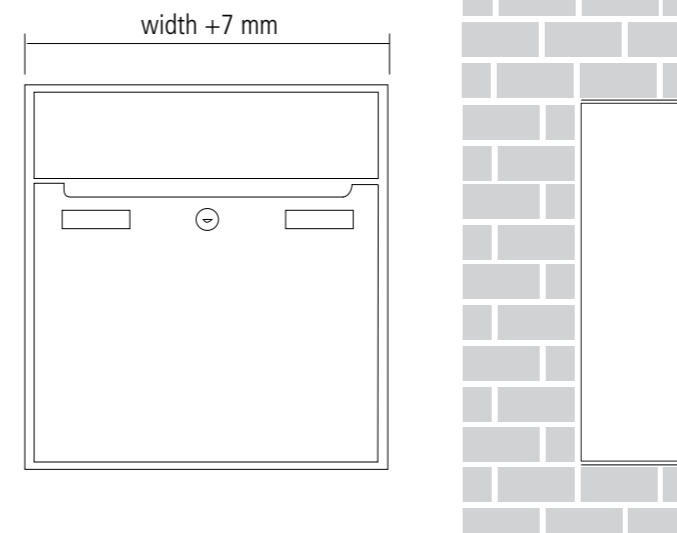
1



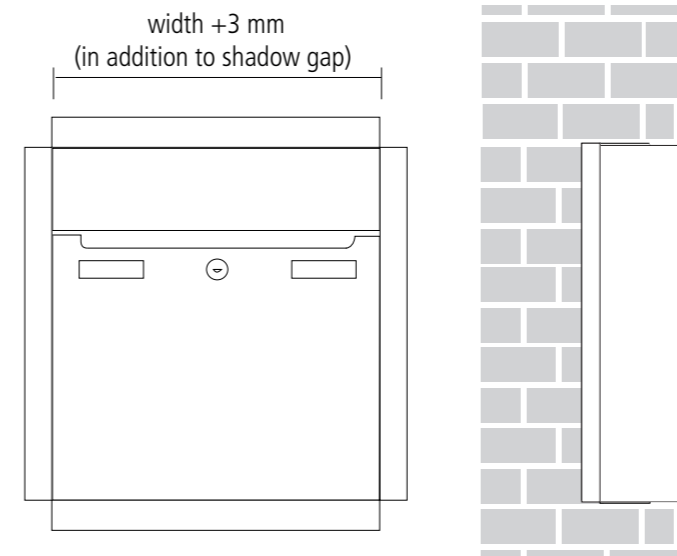
Classic installation with angled plaster cover frame



Installed flush with the plaster with close-fitting casing



Installed with a shadow gap



FULLY INSULATED

RENZ PLAN S is not just visually in tune with the times but also incorporates the latest technical feature: the front panel is fully insulated and the mail opening is also fully insulated. This means that panel mail box units comply with today's energy-saving requirements. What is more, the mail opening flap on RENZ PLAN S is also noise-insulated, draught-protected and tightly-closing thanks to integral magnets. It also opens extra-wide for bulky mail.


1



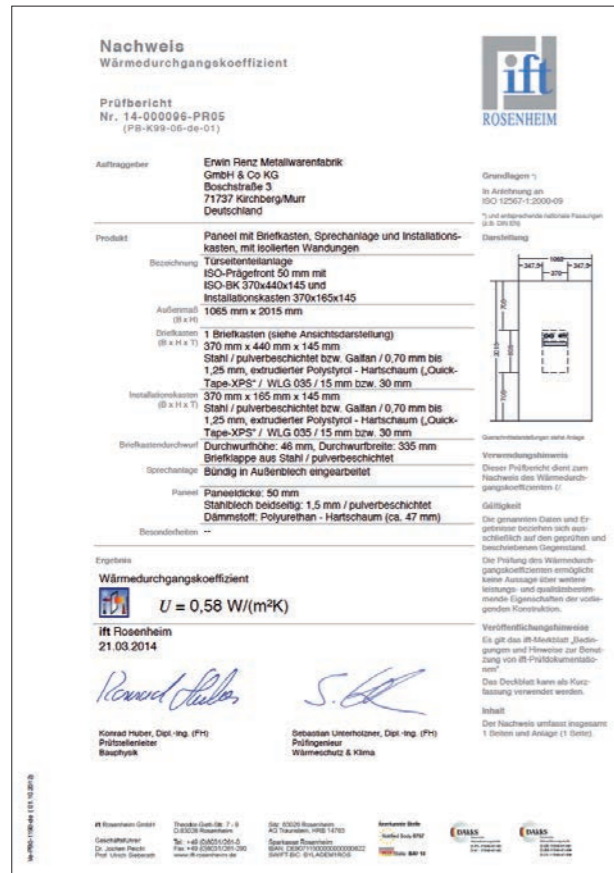
- 1 The laser-cut mail opening conceals an innovative layer of insulation to prevent unwanted heat losses. It is also noise-insulated, draught-protected and closes extremely tightly, thanks to integrated magnets. It does not rattle and remains closed even in strong winds. The 135° opening angle opens extra-wide to accept bulky mail.
- 2 RENZ PLAN S panel unit with engraving and RSA2 speaker/intercom system



2




ENERGY-EFFICIENT



The RENZ PLAN S was awarded top marks on account of its innovative overall concept. Our standard products attained a U-value of 0.58 W/(m²K). However, the RENZ PLAN S attained even higher values on account of its innovative, insulated letter plate, which is protected against draughts. The RENZ PLAN S is therefore perfect for installing in panel units. By way of comparison: the requisite U-value for residential doors is 1.8 W/(m²K) as per the current German Energy Saving Ordinance (EnEV).

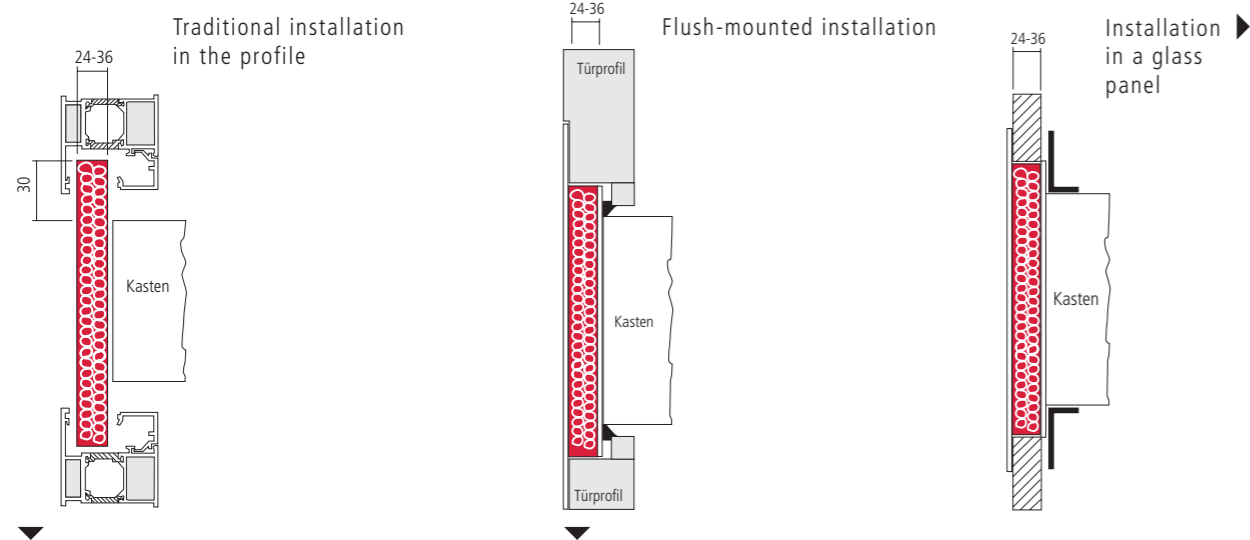


- 1 ift-Rosenheim test unit (side and front views)
- 2 RENZ PLAN S flush-mounted panel unit



INSTALLATION OPTIONS

RENZ PLAN S is designed for three different methods of installation. Alongside the traditional installation method, it can also be flush-mounted in a special profile. And should you wish, it is also available for integration in a glass panel without a frame. RENZ PLAN S is available with varying front thicknesses of 24, 30 or 36 mm.



AMBITIOUS

RENZ PLAN S through-the-wall units for installation in masonry offer everything at once: the flat design perfectly fits the wall, the depth of the box is supplied to suit and mail can be removed from the rear extremely conveniently. What is more, the quality of the solid 2 mm thick brushed stainless steel front panel, as well as the attractive, concealed internal fitting, which doubles as an anti-theft device, are both impressive.

1



WHAT SETS RENZ PLAN S APART

- | | |
|---------------------------------------------------------------------------------------------------------------------------------------------------------------------------------------------------------------------------------------------------------------------------------------------------------------------------------------------------------------------------------------------------------------------------------------------------------------------------------------------------------------------------------------------------------------------------------------------------------------------------------------------------------|---------------------------------------------------------------------------------------------------------------------------------------------------------------------------------------------------------------------------------------------------------------------------------------------------------------------------------------------------------------------------------------------------------------------------------------------------------------------------------------------------------------------------------------------------------------------------------------------------------------------------------------------------------------------------------------------------------------------------------------------------------------------|
| <ul style="list-style-type: none"> 1 Attractive, concealed fitting for the installation box 2 RSA2 speaker grid: perforation-resistant, vandal-proof, waterproof IP 43, quick-fit system for commercially available counter-loudspeakers 3 Flush integration of RSA2 and RSA2-kompakt 4 The noise-insulated mailbox flap opens extra-wide for convenient removal of bulky mail 5 The mail opening flap is held closed magnetically 6 The special rubber seal on all sides guarantees improved draught protection 7 Insulated letter opening flap 8 Insulated letter shaft | <ul style="list-style-type: none"> 9 Standard RSA2 aluminium or V4A stainless steel nameplate 10 Optionally available: Second nameplate with „Advertising, no thank you!“ or „Advertising, yes please!“ 11 Adjustable opening (DIN-opening or opening lock, similar to page 55) 12 Slide panel and serrated anti-theft guard to protect your mail from unauthorised access 13 Extra-wide channel diverts water; when the flap opens; any sitting water is diverted into the channel 14 Flush integral cylinder lock with stainless steel cover and dust cap 15 Bottom hinge (drop-down door) or side hinge (side-opening) to order at no surcharge 16 Awarded the German Design Award |
|---------------------------------------------------------------------------------------------------------------------------------------------------------------------------------------------------------------------------------------------------------------------------------------------------------------------------------------------------------------------------------------------------------------------------------------------------------------------------------------------------------------------------------------------------------------------------------------------------------------------------------------------------------|---------------------------------------------------------------------------------------------------------------------------------------------------------------------------------------------------------------------------------------------------------------------------------------------------------------------------------------------------------------------------------------------------------------------------------------------------------------------------------------------------------------------------------------------------------------------------------------------------------------------------------------------------------------------------------------------------------------------------------------------------------------------|



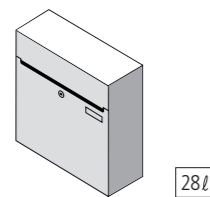
RENZ PLAN S product features of pillar, surface-mounted and flush-mounted mailboxes



RENZ PLAN S product features of panel units and through-the-wall units

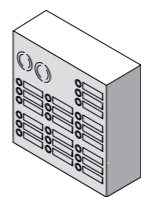
DESIGN AND SPECIFY: PILLARS, SURFACE-MOUNTED, FLUSH-MOUNTED

Prior to commencing your specification or design, please request a quotation with description and drawing. Non-standard sizes are available on request. We would be happy to assist you.

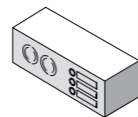


28ℓ

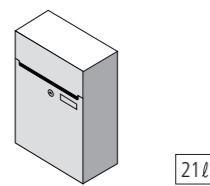
400 x 440 x 160 mm
V4A **67-1-01141**



400 x 440 x 160 mm
V4A **67-2-01141**

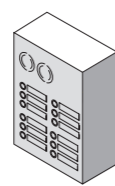


400 x 150 x 160 mm
V4A **67-2-01541**

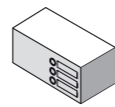


21ℓ

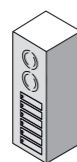
300 x 440 x 160 mm
V4A **67-1-01041**



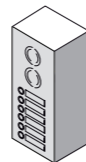
300 x 440 x 160 mm
V4A **67-2-01041**



300 x 150 x 160 mm
V4A **67-2-01441**



140 x 440 x 160 mm
V4A **67-2-01241**



170 x 440 x 160 mm
V4A **67-2-01341**

> RENZ PLAN S mail boxes

Vertical RENZ PLAN S mail boxes as per DIN EN 13724

Box dimensions: (WxHxD)	400 x 440 x 160 mm 300 x 440 x 160 mm or non-standard dimensions (max. 550 x 880 x 160 mm, pillar max. 400 x 620 x 160 mm)
Layout:	... no. boxes side-by-side, ... no. boxes on top of each other
Door design:	Drop-down door with two opening limiters or side-opening door with mail retaining guard
Letter opening flap:	flush-mounted, noise-insulated, extra-wide opening angle, outward-opening, rainwater diversion system, integral adjustable opening system with locking mechanism
Sicherheit:	serrated anti-theft guard, slot as per DIN EN 13724
Lock:	flush-fitted, dust cap, two keys
Nameplates:	flush-fitted, vandal-proof, V4A stainless steel, can be changed from the front (RSA2 by Renz)

> RENZ PLAN S installation boxes

without visible fixings

Box dimensions: (WxHxD)	400 x 440 x 160 mm 300 x 440 x 160 mm 140 x 440 x 160 mm 170 x 440 x 160 mm	400 x 150 x 160 mm 300 x 150 x 160 mm bzw. Sondergröße
Speaker grid:	vandal-proof, waterproof IP43, quick-fit system for counter-loudspeaker, round or angled design (RENZ RS2A speaker grid)	
Light/bell button:	button with LED lighting (red light button, white illuminated bell button), V4A stainless steel, flush-mounted (e.g. RSA2 or RSA2-kompakt by Renz)	
Nameplates:	flush-fitted, vandal-proof, V4A stainless steel, can be changed from the front (RSA2 by Renz)	

> RENZ PLAN S mounting options

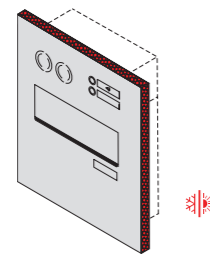
Pillars:	RENZ PLAN S casing frame for pillars with internal screw fixing mechanism
Surface-mounted:	RENZ PLAN S Surface mounted unit
Flush-mounted:	RENZ PLAN S flush-mounted unit for installation with a plaster cover frame, RENZ PLAN S flush-mounted unit for fitting flush with the plaster or RENZ PLAN S flush-mounted frame for shadow gaps

> RENZ PLAN S material

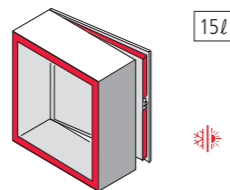
Pillars:	made throughout in brushed V4A stainless steel
Surface-mounted:	made throughout in brushed V4A stainless steel
Flush-mounted with a plaster cover frame:	made throughout in brushed V4A stainless steel, also available with a messing-coloured coating
Flush-mounted with the plaster or:	made throughout in brushed V4A stainless steel
Flush-mounted with frame for shadow gaps:	frame made by aluminium with powder-coating in RAL 9007

DESIGN AND SPECIFY: PANEL UNITS

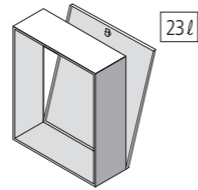
Prior to commencing your specification or design, please request a quotation with description and drawing. Non-standard sizes are available on request. We would be happy to assist you.



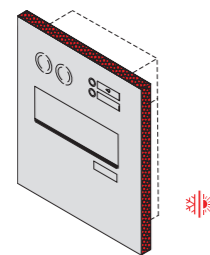
Front panel 24 mm



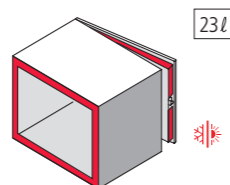
370 x 440 x 145 mm
Steel **12-1-19713**
V4A **12-1-49743**



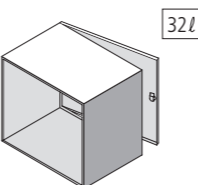
370 x 440 x 145 mm
Steel **12-1-18715**
V4A **12-1-48745**



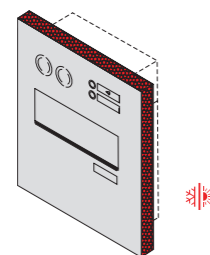
Front panel 30 mm



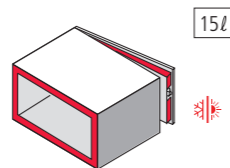
370 x 330 x 270 mm
Steel **12-1-19413**
V4A **12-1-49443**



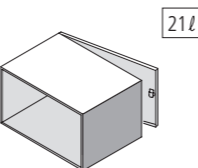
370 x 330 x 270 mm
Steel **11-1-19413**
V4A **11-1-49443**



Front panel 36 mm



370 x 220 x 270 mm
Steel **12-1-15713**
V4A **12-1-45743**



370 x 220 x 270 mm
Steel **11-1-15713**
V4A **11-1-45743**

For installation boxes, please refer to specification descriptions on page 27

> Insulated RENZ PLAN S mail boxes as per DIN EN 13724

with 15 mm internal insulation on all sides of the box housing, 30 mm insulation on the door and additional V4A stainless steel interior cladding

Box dimensions: vertical boxes: 370 x 440 x 145 mm
(WxHxD) horizontal boxes: 370 x 330 x 270 mm, 370 x 220 x 270 mm or non-standard dimensions
Door design: side-opening door with flush-fitted plastic nameplate
Security: opening as per DIN EN 13724
Lock: with dust cap and two keys

> Uninsulated RENZ PLAN S mail boxes

Specification as per insulated mailboxes, but without insulation. Door on 370 x 440 x 145 mm units supplied as a drop-down door as standard with opening limiter, optionally also available as a side-opening door.

> Insulated and uninsulated RENZ PLAN S installation boxes

with 15 mm internal insulation on all sides of the box housing, 30 mm insulation on the door and additional V4A stainless steel interior cladding

Box dimensions: (WxHxD)	insulated boxes:	370 x 440 x 145 mm	370 x 330 x 270 mm	
	(recommended)	370 x 330 x 145 mm	370 x 220 x 270 mm	
		370 x 165 x 145 mm	370 x 165 x 270 mm	
	uninsulated boxes:	370 x 440 x 145 mm	370 x 330 x 270 mm	370 x 330 x 100 mm
		370 x 330 x 145 mm	370 x 220 x 270 mm	370 x 220 x 100 mm
		370 x 110 x 145 mm	370 x 165 x 270 mm	370 x 165 x 100 mm
		140 x 440 x 145 mm	370 x 110 x 270 mm	370 x 110 x 100 mm
		or non-standard	140 x 330 x 270 mm	140 x 330 x 100 mm

Door design: side-opening door
Lock: with dust cap and two keys

> RENZ PLAN S front panels

2 mm front panel and 2 mm rear front panel with thermal separation

Total front thickness: 24 mm (front panel + insulation + rear front panel)
30 mm (front panel + insulation + rear front panel)
36 mm (front panel + insulation + rear front panel)

Installation options: 1) in the panel unit profile
2) in the panel unit profile, but flush-fitted front panel
3) in a glass panel (only possible in conjunction with vertical mailboxes)

Max. front dimensions: 2,450 x 1,160 mm bzw. 1,160 x 2,450 mm (not suitable for integration in a glass panel)
470 x 980 mm (only for installation in a glass panel)

Material: made throughout from corrosion-resistant and powder-coated galvanised steel or made throughout in brushed V4A stainless steel

Letter opening flap: flush-mounted, noise-insulated, 135° wide opening, insulated, draught-protected, integral magnets
Nameplates: flush-fitted, vandal-proof, aluminium or V4A stainless steel, can be changed from the front (RSA2 by Renz)

Speaker grid: vandal-proof, waterproof IP 43, quick-fit system for counter-loudspeaker, round or angled design, horizontal or vertical layout (RS2A speaker grid by Renz)

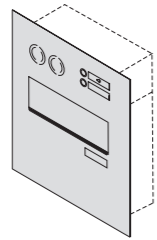
Light/bell button: button with LED lighting (red light button, white illuminated bell button), aluminium or V4A stainless steel, flush-mounted (e.g. RSA2 or RSA2-kompakt by Renz)

> RENZ PLAN S material

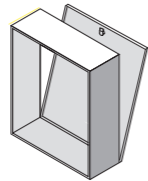
Panel units: made throughout in corrosion-resistant, powder-coated galvanised steel or brushed V4A stainless steel

DESIGN AND SPECIFY: THROUGH-THE-WALL UNITS

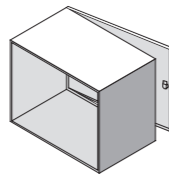
Prior to commencing your specification or design, please request a quotation with description and drawing. Non-standard sizes are available on request. We would be happy to assist you.



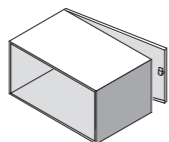
Front panel 2 mm
Steel or V4A stainless steel



400 x 440 x (as required) mm
Steel **65-1-11713**
Backdoor in brushed V4A stainless steel
65-1-11743



400 x 330 x (as required) mm
Steel **65-1-11513**
Backdoor in brushed V4A stainless steel
65-1-11543



400 x 220 x (as required) mm
Steel **65-1-11313**
Backdoor in brushed V4A stainless steel
65-1-11343

For installation boxes, please refer to specification descriptions on page 29

> RENZ PLAN S mail boxes as per DIN EN 13724

Box dimensions: (WxHxD)	vertical boxes: 400 x 440 x (as required) mm horizontal boxes: 400 x 330 x (as required) mm, 400 x 220 x (as required) mm or non-standard dimensions
Door design:	side-opening door with flush-fitted plastic nameplate supplied as standard with a drop-down door with opening limiters with 400 x 440 mm box dimensions
Security:	opening as per DIN EN 13724
Lock:	with dust cap and two keys

> RENZ PLAN S installation boxes

Box dimensions: (WxHxD)	400 x 440 x (as required) mm 400 x 220 x (as required) mm 150 x 440 x (as required) mm	400 x 330 x (as required) mm 400 x 165 x (as required) mm or non-standard dimensions
Door design:	side-opening door	
Lock:	with dust cap and two keys	

> RENZ PLAN S front panels

2 mm front panel

Overall front thickness:	2 mm front panel without visible fittings
Installation options:	through-the-wall units
Max. front dimensions:	1,260 x 1,010 mm or 1,010 x 1,260 mm
Letter opening flap:	flush-mounted, noise-insulated, 135° wide opening, insulated, draught-protected, integral magnets
Nameplates:	flush-fitted, vandal-proof, aluminium or V4A stainless steel, can be changed from the front (RSA2 by Renz)
Speaker grid:	vandal-proof, waterproof IP 43, quick-fit system for counter-loudspeaker, round or angled design, horizontal or vertical layout (RS2A speaker grid by Renz)
Light/bell button:	button with LED lighting (red light button, white illuminated bell button), aluminium or V4A stainless steel, flush-mounted (e.g. RSA2 or RSA2-kompakt by Renz)

> RENZ PLAN S material

Through-the-wall units: made throughout in corrosion-resistant, powder-coated galvanised steel or brushed V4A stainless steel



RENZ PLAN

LINEAR BUT WITH SOFT DETAILING

The RENZ PLAN generation of mail boxes is available as free-standing, surface-mounted, flush-mounted, through-the-fence and through-the-wall units. We now also offer horizontal boxes. Alongside its minimalist design with an absolutely flat surface and linear letter opening flap, you will also experience a quite unique quality. We use V4A stainless steel throughout with a sophisticated brushed finish or powder-coated steel.



- Precise radii of curvature
- Linear shadow gap



- Noise-insulated mail-box flap with large 135° opening angle



- Adjustable opening system with opening lock



- Joints on horizontal boxes



- Synchronous flap mechanism on 165 mm high boxes for simple removal of mail



GERMAN
DESIGN
AWARD
SPECIAL
2016

DESIGN-STATEMENT

One of the most attractive ways to position RENZ PLAN is to integrate one or more mail boxes within a pillar. Up to three mail boxes can be comfortably accommodated within a pillar.

- 1 RENZ PLAN pillar
- 2 RENZ PLAN pillar with side engraving

1



2

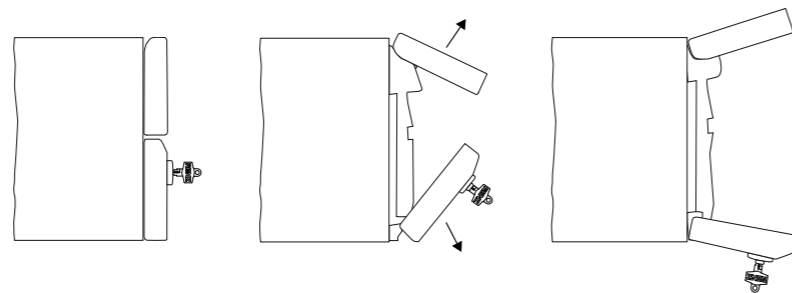


IMPRESSIVE

Is it a mailbox or a „space-saving miracle“? RENZ PLAN pillars make the right impression with horizontal boxes. They can accommodate several mail boxes and even parcel boxes with ease.



Synchronous flap mechanism on 165 mm high boxes
The letter plate synchronously opens up when the door is opened.
As a result, the box is fully open for ease of mail removal.



- 1 RENZ PLAN pillar with parcel box and RSA2 intercom/bell system
- 2 RENZ PLAN pillar



2



RENZ PLAN | FREE-STANDING INSTALLATION | VERTICAL BOXES

CONTINUOUS

The visual strength of RENZ PLAN can be seen in a landscape format. The joint between the letter opening and the door forms a continuous line. The mail boxes can be fitted with matching rectangular stands. Two options are available: for embedding in concrete or with foot plates to screw in.



2 ▶



- 1 RENZ PLAN Free-standing unit with stands for embedding in concrete and RSA2-kompakt speaker/intercom system
- 2 RENZ PLAN Free-standing, embedded in concrete, with engraving

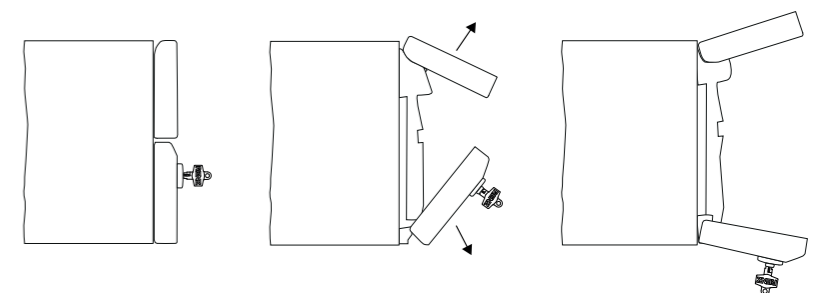
STRIKINGLY EDGY

The striking lateral joints between the letter slot and door stand out on the new horizontal RENZ PLAN boxes. The letter box systems have a solid and high-quality appearance thanks to the depth of the boxes and the sturdy panel frame. Even parcel boxes can be integrated perfectly.

- 1 RENZ PLAN free-standing unit with stands for embedding in concrete and RSA2 intercom/bell system
- 2 RENZ PLAN free-standing unit with stands and foot plates and RSA2 intercom/bell system



Synchronous flap mechanism on 165 mm high boxes
The letter plate synchronously opens up when the door is opened. As a result, the box is fully open for ease of mail removal.



STYLISH ENTRANCE

A visually appealing design element only sixteen centimetres in depth: even as a simple surface-mounted unit, RENZ PLAN still works as a functional and spacious mail box unit. What is more, the precise radii of curvature and linear joints set the RENZ PLAN range apart.

1



- 1 RENZ PLAN surface-mounted unit with vario LED light, engraving and RSA2 speaker/intercom system
- 2 RENZ PLAN surface-mounted unit with RSA2-kompakt speaker/intercom system

2



SIMPLY MORE

Could we have a little more volume? RENZ PLAN surface-mounted boxes are now available with horizontal boxes. This looks particularly attractive, at the same time as being beneficial in confined spaces. The synchronous flap mechanism on the door is innovative and functional.

1

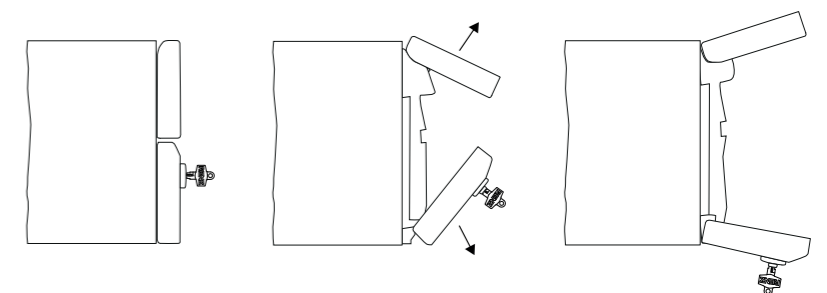


- 1 RENZ PLAN surface-mounted unit with RSA2 intercom/bell system
- 2 RENZ PLAN surface-mounted unit with RSA2 intercom/bell system

2



Synchronous flap mechanism on 165 mm high boxes
 The letter plate synchronously opens up when the door is opened.
 As a result, the box is fully open for ease of mail removal.



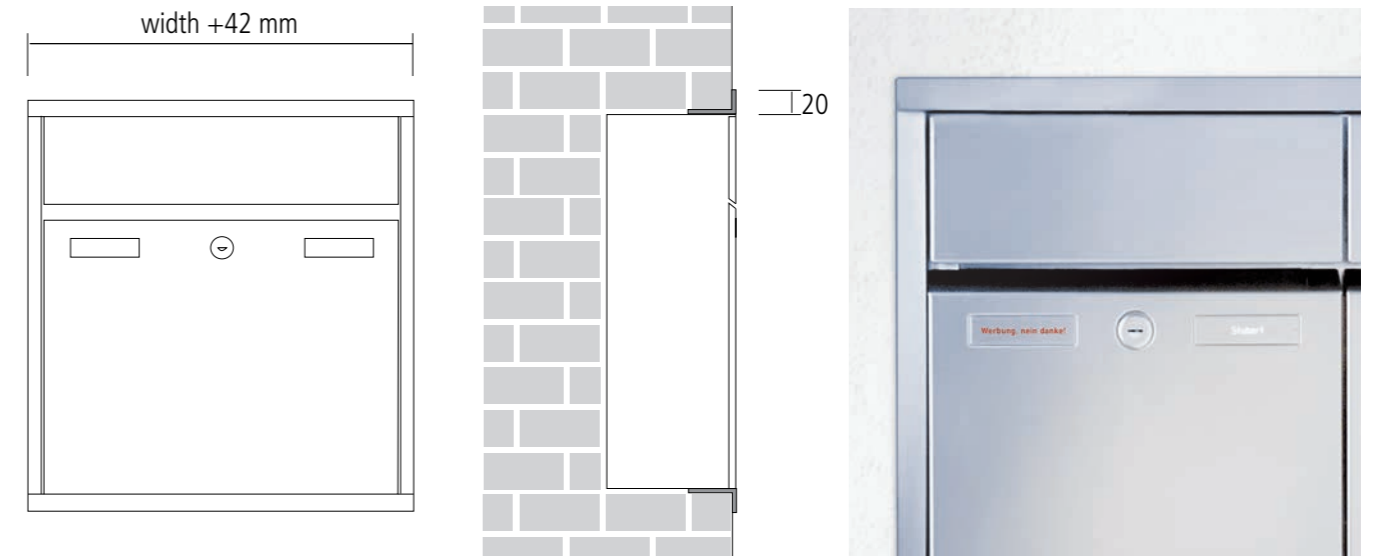
VIRTUALLY INVISIBLE

RENZ PLAN demonstrates all its visual strengths when flush-mounted. There are three different ways to fit this unit. The photograph below shows the unit with a plaster cover frame, giving the unit visual cohesion.

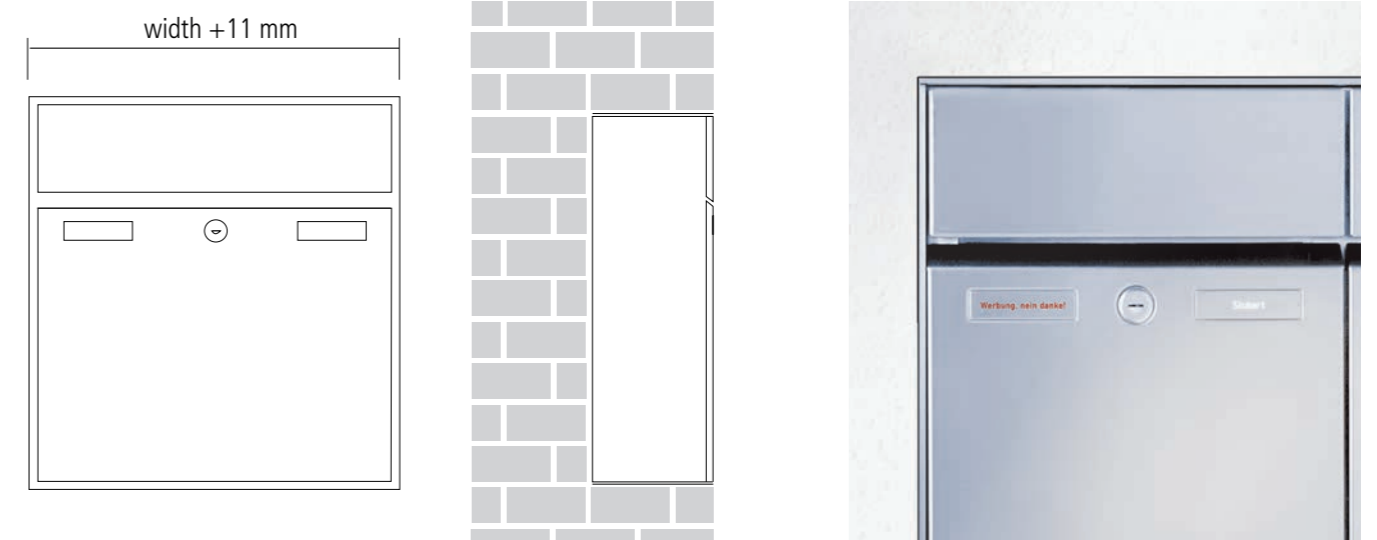


1 RENZ PLAN Flush-mounted unit with plaster cover frame

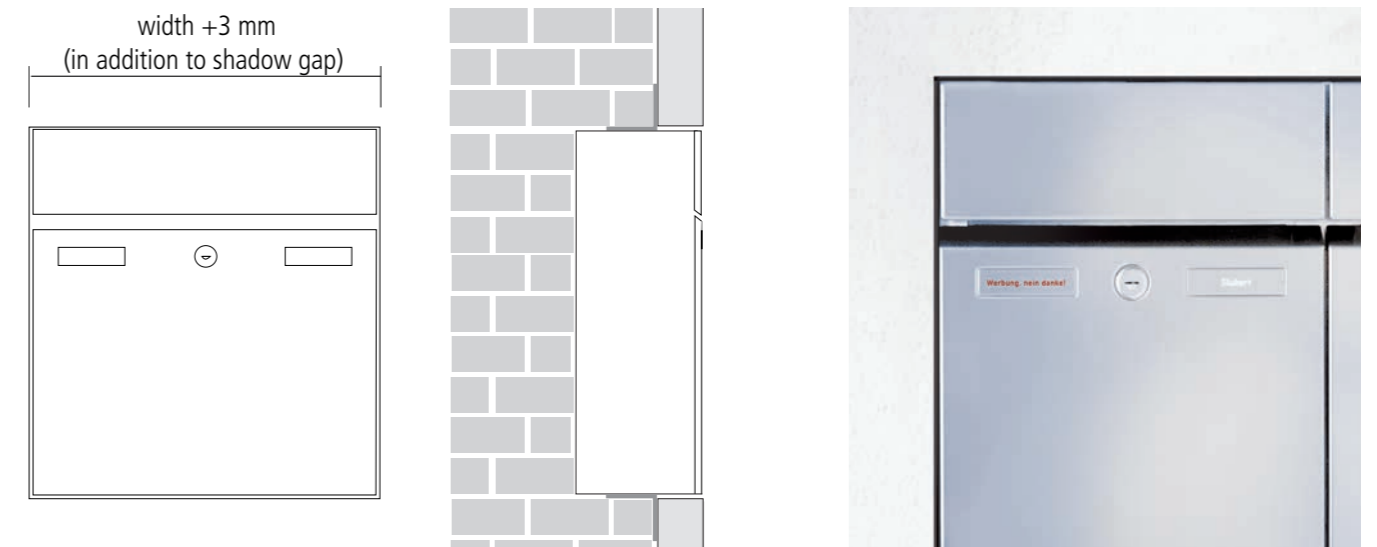
Classic installation with angled plaster cover frame



Flush-mounted installation with close-fitting casing



Installation with shadow gap



GROWING TOGETHER

A close-fitting casing is the second option for integrating RENZ PLAN within the wall. Everything is perfectly flush. The same effect is created when you provide the mailbox unit with a shadow gap, for instance when fitting it within panelling.

- 1 RENZ PLAN Flush-mounted unit, fitted flush with the plaster, with close-fitting casing
- 2 RENZ PLAN Flush-mounted unit with shadow gap

1

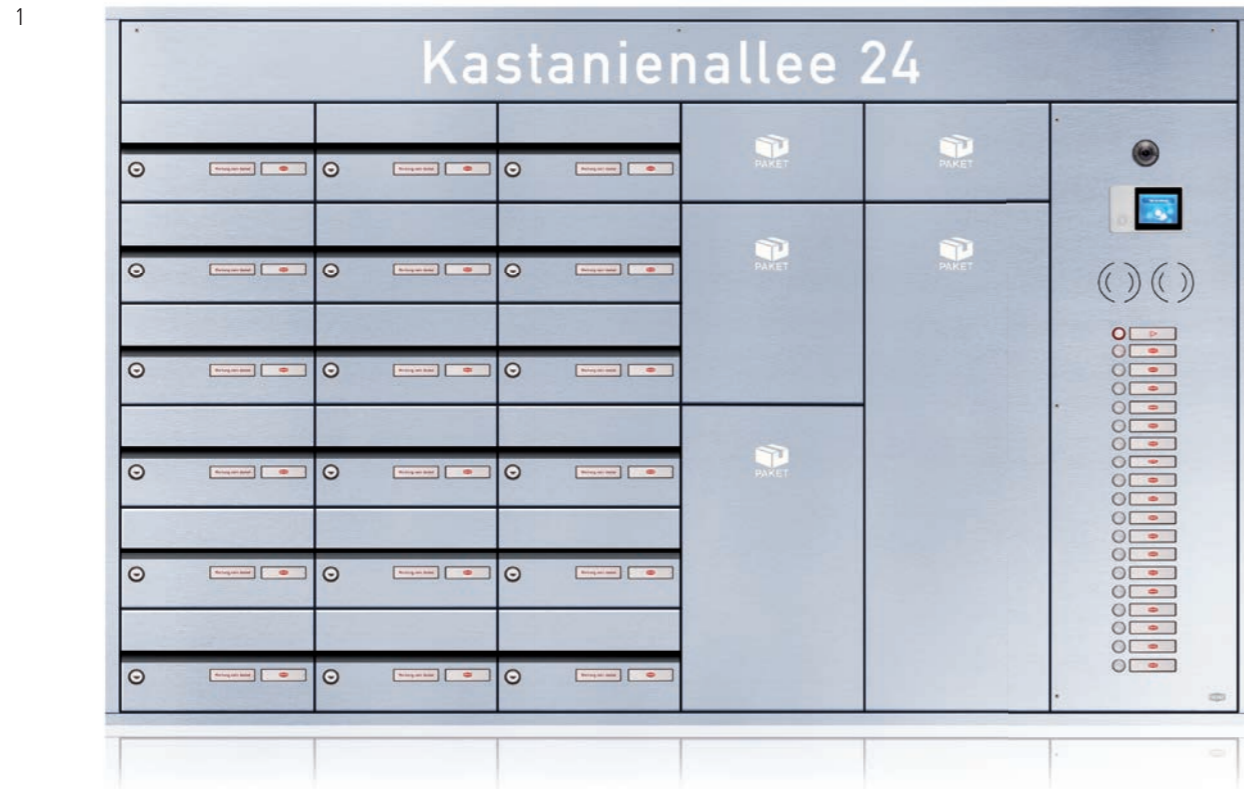


2



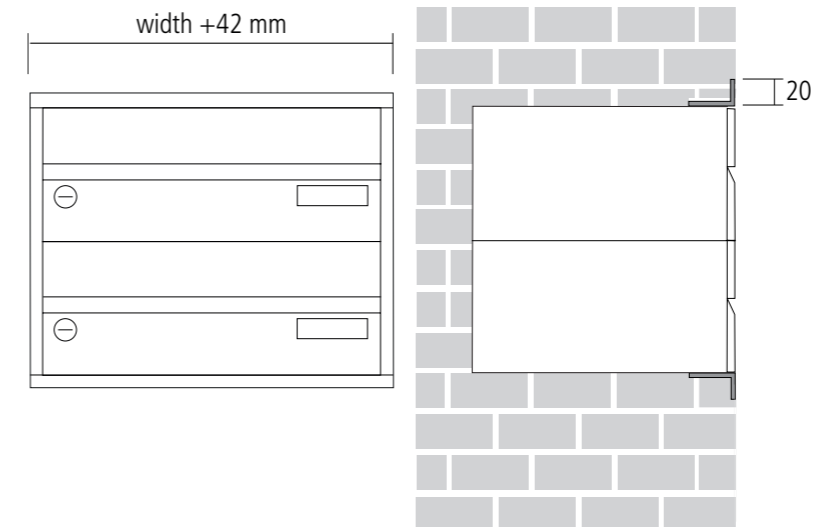
BEAUTIFULLY SPACE-SAVING

RENZ PLAN flush-mounted boxes are now also available with horizontal boxes. This looks particularly attractive, at the same time as being beneficial in confined spaces. There are also three different fitting methods with these boxes. The classic version with a plaster cover frame is shown here.

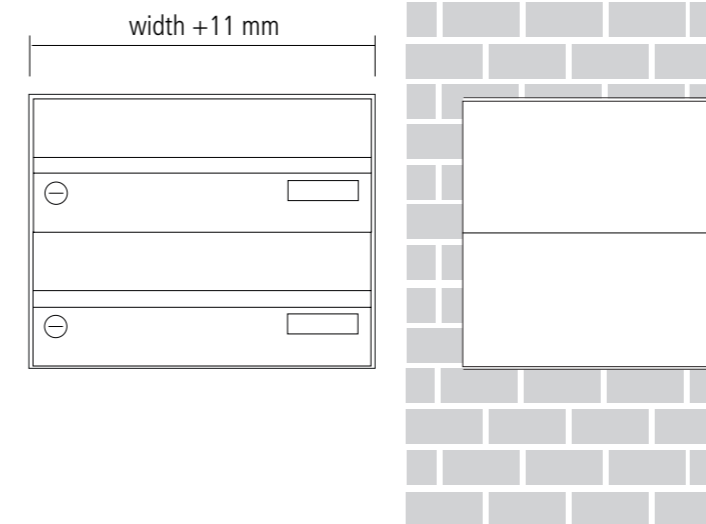


1 RENZ PLAN letter and parcel box unit with plaster cover frame and RSA2 intercom/bell system, configured for camera module and display control unit by others

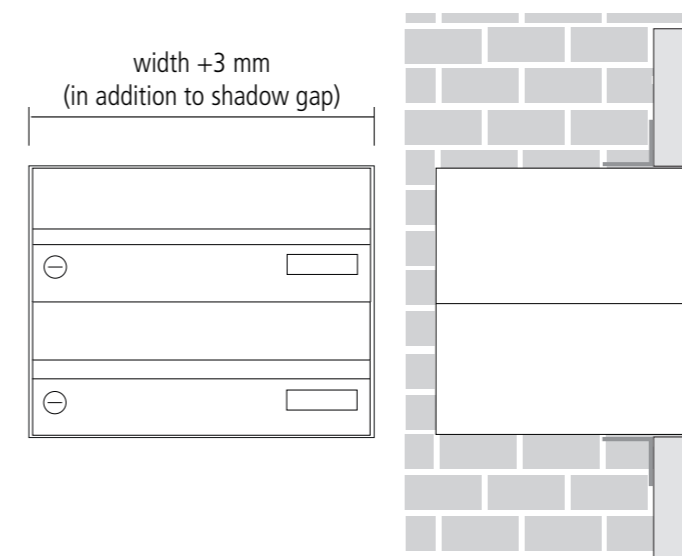
Classic installation with angled plaster cover frame



Flush-mounted installation with close-fitting casing



Installation with shadow gap



AMBASSADOR

When mounted on a fence, RENZ PLAN heralds in the design philosophy of the building. Anyone looking will see from afar that the design also incorporates the surroundings of the house. A sight sure to impress onlookers.

- 1 RENZ PLAN Through-the-fence unit with RS2A speaker/intercom system and fitting for camera module
- 2 RENZ PLAN Through-the-fence pillar unit with RSA2 speaker/intercom system and fitting for camera module
- 3 RENZ PLAN Through-the-fence unit with horizontal boxes, with RS2A speaker/intercom system



STEP CLOSER

The elegant RENZ PLAN intercom pillar is made throughout in V4A stainless steel, with a front folded from a single piece, giving it a superior appearance and creating an appealing eye-catching unit in your entrance hall.

1



- 1 RENZ PLAN single slot intercom pillar with fitting for camera module
- 2 RENZ PLAN double slot intercom pillar

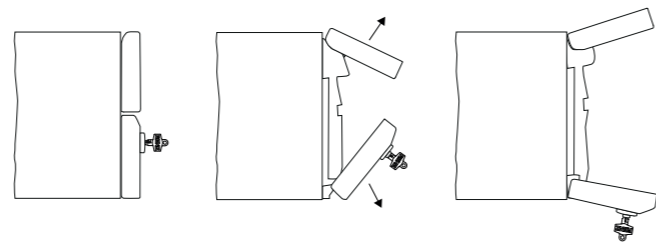
2



WHAT SETS RENZ PLAN APART



Synchronous flap mechanism on 165 mm high boxes
The letter plate synchronously opens up when the door is opened. As a result, the box is fully open for ease of mail removal.



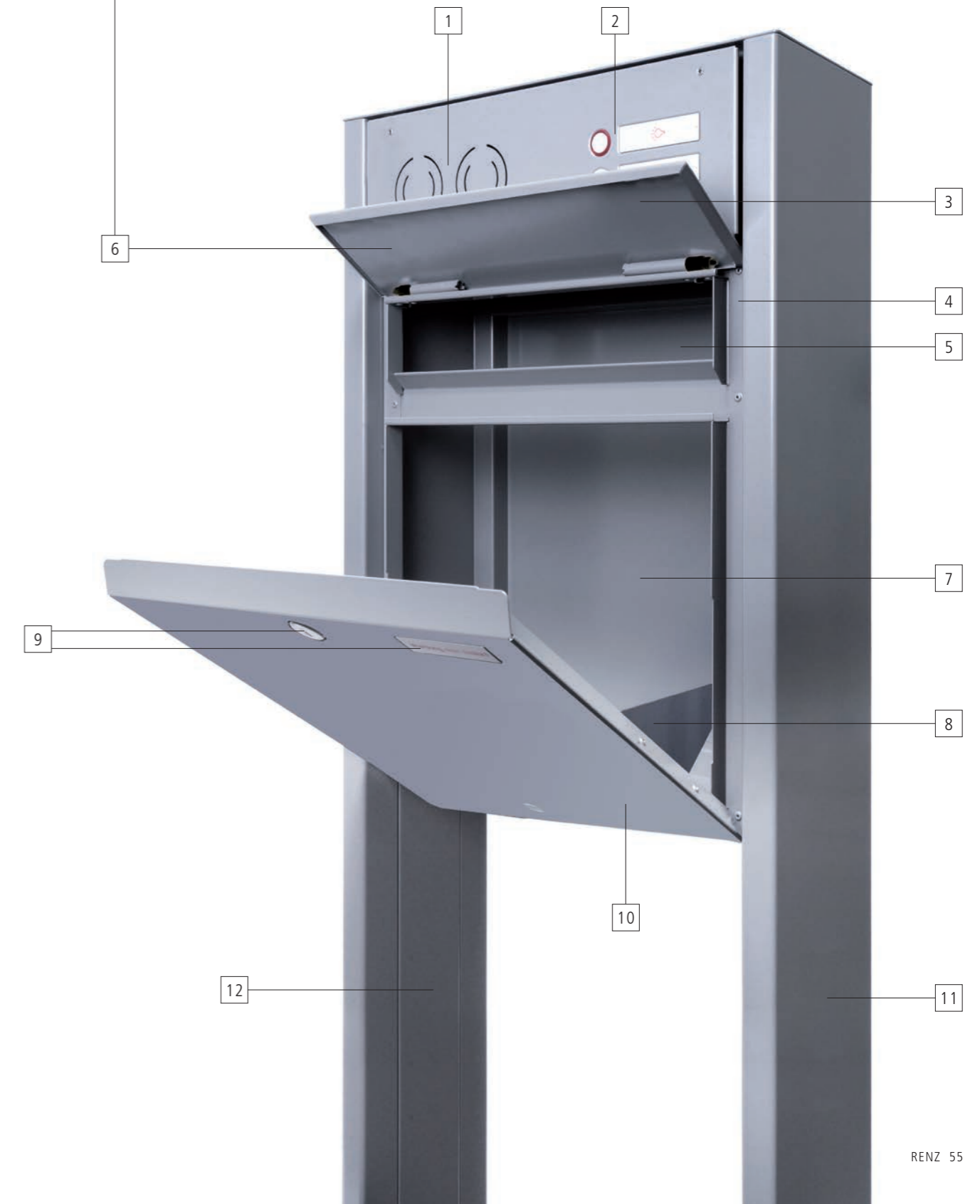
- 1 RSA2 speaker grid: perforation-resistant, vandal-proof, waterproof IP 43, quick-fit system for commercially available counter-loudspeakers
- 2 Flush integration of RSA2 and RSA2-kompakt
- 3 The noise-insulated mailbox flap opens extra-wide for convenient removal of bulky mail
- 4 Extra-wide channel diverts water; when the flap opens; any sitting water is diverted into the channel
- 5 Adjustable opening (only vertical boxes): DIN-opening, locked opening or extra-large opening
- 6 Slide panel and serrated anti-theft guard to protect your mail from unauthorised access (only vertical boxes)
- 7 Greater depth for bulkier mail
- 8 The fixed opening limit permits convenient and reliable removal of mail

- 9 Flush integral cylinder lock with stainless steel cover and dust cap; aluminium or V4A stainless steel RSA2 nameplate fitted as standard
- 10 Bottom-hinged door (drop-down door) or at side (side-opening door): to order without surcharge (only vertical boxes)
- 11 Optimised cable feed for free-standing units
- 12 Stand cover fixed in place by concealed screws
- 13 Synchronous flap mechanism on 165 mm high horizontal boxes
- 14 Side-opening door on 330 mm high horizontal boxes

Many other options available, e.g. engraving, Vario LED light, second nameplate ... Talk to us!

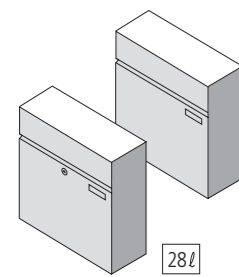


- Vertical boxes:
- 1 Opening system in the standard position, as per DIN EN 13724
 - 2 Opening system locked
 - 3 Opening system removed (extra-wide opening)



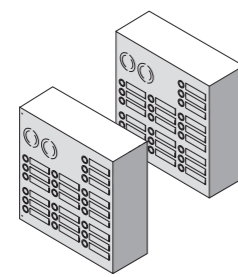
DESIGN AND SPECIFY: PILLAR

Prior to commencing your specification or design, please request a quotation with description and drawing. Non-standard sizes are available on request. We would be happy to assist you.



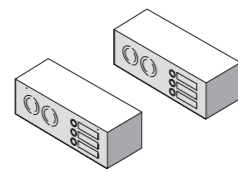
400 x 440 x 160 mm
Front removal:
Steel **63-1-01111**
V4A **63-1-01141**

Slide-through:
Steel **63-1-01112**
V4A **63-1-01142**



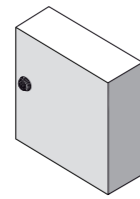
400 x 440 x 160 mm
Front removal:
Steel **63-2-01111**
V4A **63-2-01141**

Slide-through:
Steel **63-2-01112**
V4A **63-2-01142**

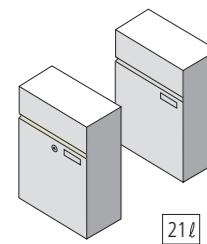


400 x 150 x 160 mm
Front removal:
Steel **63-2-01511**
V4A **63-2-01541**

Slide-through:
Steel **63-2-01512**
V4A **63-2-01542**

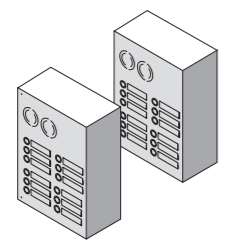


400 x 400 x 160 mm
Front removal:
Steel **63-2-01115**
V4A **63-2-01145**



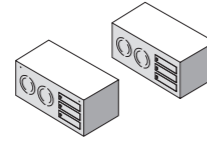
300 x 440 x 160 mm
Front removal:
Steel **63-1-01011**
V4A **63-1-01041**

Slide-through:
Steel **63-1-01012**
V4A **63-1-01042**



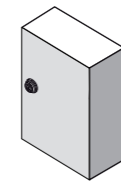
300 x 440 x 160 mm
Front removal:
Steel **63-2-01011**
V4A **63-2-01041**

Slide-through:
Steel **63-2-01012**
V4A **63-2-01042**



300 x 150 x 160 mm
Front removal:
Steel **63-2-01411**
V4A **63-2-01441**

Slide-through:
Steel **63-2-01412**
V4A **63-2-01442**



300 x 400 x 160 mm
Front removal:
Steel **63-2-01015**
V4A **63-2-01045**

> RENZ PLAN mail boxes

Vertical RENZ PLAN mail boxes as per DIN EN 13724

Box dimensions:	400 x 440 x 160 mm
(WxHxD)	300 x 440 x 160 mm or non-standard dimensions
Layout:	... no. boxes on top of each other
Door design:	drop-down door with two opening limiters
Letter opening flap:	flush-mounted, noise-insulated, 135° opening angle, outward-opening, rainwater diversion system, integral adjustable opening system with locking mechanism
Security:	serrated anti-theft guard, opening as per DIN EN 13724
Lock:	flush-fitted, dust cap, two keys
Nameplates:	flush-mounted, vandal-proof, aluminium or V4A stainless steel, can be changed from the front (RSA2 by Renz)

> Parcel boxes RENZ PLAN

Box dimensions:	400 x 440 x 160 mm	300 x 440 x 160 mm
(WxHxD)		
Door design:	side-opening door with Renz parcel box lock; optional keyd alike mail box	

> RENZ PLAN installation boxes

Box dimensions:	400 x 440 x 160 mm	400 x 150 x 160 mm
(WxHxD)	300 x 440 x 160 mm	300 x 150 x 160 mm
	or non-standard dimensions	
Speaker grid:	vandal-proof, waterproof IP43, quick-fit system for counter-loudspeaker, round or angled design (RS2A speaker grid by Renz)	
Light/bell button:	button with LED lighting (red light button, white illuminated bell button), aluminium or V4A stainless steel, flush-fitted (e.g. RSA2 or RSA2-kompakt by Renz)	
Nameplates:	flush-mounted, vandal-proof, aluminium or V4A stainless steel, can be changed from the front (RSA2 by Renz)	

> Labelling box

Box dimensions:	(as required) x 150 x 160 mm
(WxHxD)	back-lit, including LED lamp 12 V AC/DC, without power adapter

> RENZ PLAN mounting methods

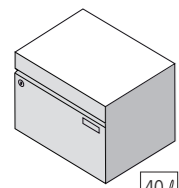
Pillars:	RENZ PLAN casing frame for pillars with internal screw fixing
----------	---------------------------------------------------------------

> RENZ PLAN material

Pillars:	made throughout in corrosion-proof and powder-coated galvanised steel or in brushed V4A stainless steel
----------	---------------------------------------------------------------------------------------------------------

DESIGN AND SPECIFY: PILLAR

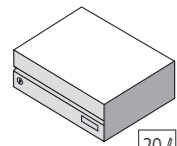
Prior to commencing your specification or design, please request a quotation with description and drawing. Non-standard sizes are available on request. We would be happy to assist you.



40 l

420 x 330 x 300 mm
Front removal:
Steel **63-1-04611**
V4A **63-1-04641**

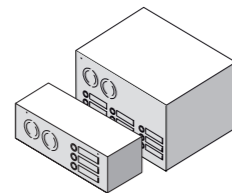
Slide-through:
Steel **63-1-04612**
V4A **63-1-04642**



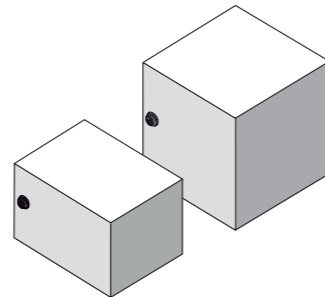
20 l

420 x 165 x 300 mm
Front removal:
Steel **63-1-04511**
V4A **63-1-04541**

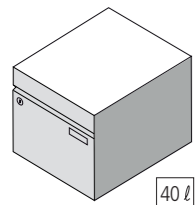
Slide-through:
Steel **63-1-04512**
V4A **63-1-04542**



For installation boxes,
please refer to speci-
fication descriptions on
page 59



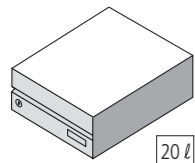
For parcel boxes, please
refer to specification
descriptions on page 59



40 l

320 x 330 x 400 mm
Front removal:
Steel **63-1-02611**
V4A **63-1-02641**

Slide-through:
Steel **63-1-02612**
V4A **63-1-02642**



20 l

320 x 165 x 400 mm
Front removal:
Steel **63-2-02511**
V4A **63-2-02541**

Slide-through:
Steel **63-2-02512**
V4A **63-2-02542**

> RENZ PLAN mail boxes

Horizontal RENZ PLAN mail boxes as per DIN EN 13724

Box dimensions:	420 x 330 x 300 mm	320 x 330 x 400 mm
(WxHxD)	420 x 165 x 300 mm	320 x 165 x 400 mm
Layout:	... no. boxes on top of each other	
Door design:	side-opening door; box height 165 mm: side-opening door with synchronous flap mechanism	
Letter opening flap:	flush-mounted, noise-insulated, extra-wide opening angle, outward-opening, rainwater diversion system	
Security:	serrated anti-theft guard, opening as per DIN EN 13724	
Lock:	flush-fitted, dust cap, two keys	
Nameplates:	flush-mounted, vandal-proof, aluminium or V4A stainless steel, can be changed from the front (RSA2 by Renz)	

> Parcel boxes RENZ PLAN

Box dimensions:	420 x 990 x 300 mm	320 x 990 x 400 mm
(WxHxD)	420 x 825 x 300 mm	320 x 825 x 400 mm
	420 x 660 x 300 mm	320 x 660 x 400 mm
	420 x 495 x 300 mm	320 x 495 x 400 mm
	420 x 330 x 300 mm	320 x 330 x 400 mm
	420 x 165 x 300 mm	320 x 165 x 400 mm
Door design:	side-opening door with Renz parcel box lock; optional keyd alike mail box	

> RENZ PLAN installation boxes

Box dimensions:	420 x 330 x 300 mm	320 x 330 x 400 mm
WxHxD)	420 x 165 x 300 mm	320 x 165 x 400 mm
	or non-standard dimensions	
Speaker grid:	vandal-proof, waterproof IP43, quick-fit system for counter-loudspeaker, round or angled design (RS2A speaker grid by Renz)	
Light/bell button:	button with LED lighting (red light button, white illuminated bell button), aluminium or V4A stainless steel, flush-fitted (e.g. RSA2 or RSA2-kompakt by Renz)	
Nameplates:	flush-mounted, vandal-proof, aluminium or V4A stainless steel, can be changed from the front (RSA2 by Renz)	

> Labelling box

Box dimensions:	(as required) x 150 x 300 mm	(as required) x 150 x 400 mm
(WxHxD)	back-lit, including LED lamp 12 V AC/DC, without power adapter	

> RENZ PLAN mounting methods

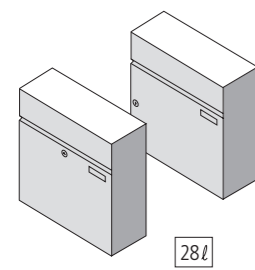
Pillars:	RENZ PLAN casing frame for pillars with internal screw fixing
----------	---------------------------------------------------------------

> RENZ PLAN material

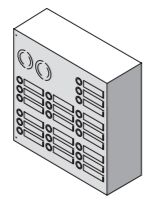
Pillars:	made throughout in corrosion-proof and powder-coated galvanised steel or in brushed V4A stainless steel
----------	------------------------------------------------------------------------------------------------------------

DESIGN AND SPECIFY: FRONT REMOVAL

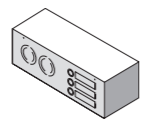
Prior to commencing your specification or design, please request a quotation with description and drawing. Non-standard sizes are available on request. We would be happy to assist you.



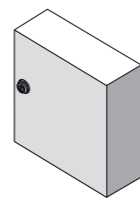
400 x 440 x 160 mm
Steel **60-1-01111**
V4A **60-1-01141**



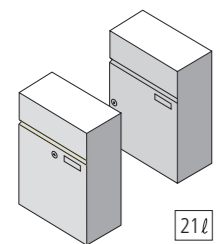
400 x 440 x 160 mm
Steel **60-2-01111**
V4A **60-2-01141**



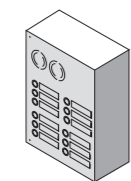
400 x 150 x 160 mm
Steel **60-2-01511**
V4A **60-2-01541**



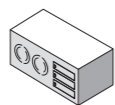
400 x 440 x 160 mm
Steel **63-2-01115**
V4A **63-2-01145**



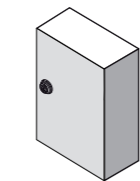
300 x 440 x 160 mm
Steel **60-1-01011**
V4A **60-1-01041**



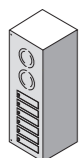
300 x 440 x 160 mm
Steel **60-2-01011**
V4A **60-2-01041**



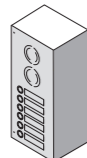
300 x 150 x 160 mm
Steel **60-2-01411**
V4A **60-2-01441**



300 x 440 x 160 mm
Steel **63-2-01015**
V4A **63-2-01045**



140 x 440 x 160 mm
Steel **60-2-01211**
V4A **60-2-01241**



170 x 440 x 160 mm
Steel **60-2-01311**
V4A **60-2-01341**

> RENZ PLAN mail boxes

Vertical RENZ PLAN mail boxes as per DIN EN 13724

Box dimensions: (WxHxD)	400 x 440 x 160 mm 300 x 440 x 160 mm or non-standard dimensions (max. 550 x 880 x 160 mm)
Layout:	... no. boxes side-by-side, ... no. boxes on top of each other
Door design:	drop-down door with two opening limiters or side-opening door with mail retaining guard
Letter opening flap:	flush-mounted, noise-insulated, 135° opening angle, outward-opening, rainwater diversion system, integral adjustable opening system with locking mechanism
Security:	serrated anti-theft guard, opening as per DIN EN 13724
Lock:	flush-fitted, dust cap, two keys
Nameplates:	flush-mounted, vandal-proof, aluminium or V4A stainless steel, can be changed from the front (RSA2 by Renz)

> Parcel boxes RENZ PLAN

Box dimensions: (WxHxD)	400 x 440 x 160 mm	300 x 440 x 160 mm
Door design:	side-opening door with Renz parcel box lock; optional keyd alike mail box	

> RENZ PLAN Installation boxes

Box dimensions: (WxHxD)	400 x 440 x 160 mm 300 x 440 x 160 mm 140 x 440 x 160 mm 170 x 440 x 160 mm	400 x 150 x 160 mm 300 x 150 x 160 mm or non-standard dimensions
Speaker grid:	vandal-proof, waterproof IP43, quick-fit system for counter-loudspeaker, round or angled design (RS2A speaker grid by Renz)	
Light/bell button:	button with LED lighting (red light button, white illuminated bell button), aluminium or V4A stainless steel, flush-fitted (e.g. RSA2 or RSA2-kompakt by Renz)	
Nameplates:	flush-mounted, vandal-proof, aluminium or V4A stainless steel, can be changed from the front (RSA2 by Renz)	

> Shadow box

Box dimensions: (WxHxD)	400 x 440 x 160 mm with or without engraving 300 x 440 x 160 mm with or without engraving
----------------------------	----------------------------------------------------------------------------------------------

> Labelling box

Box dimensions: (WxHxD)	(as required) x 150 x 160 mm back-lit, including LED lamp 12 V AC/DC, without power adapter
----------------------------	------------------------------------------------------------------------------------------------

> RENZ PLAN mounting methods

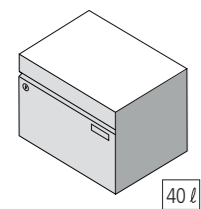
Free-standing:	RENZ PLAN casing frame for embedding in concrete or with foot plates to screw in place
Surface-mounted:	RENZ PLAN Surface-mounted casing
Flush-mounted:	RENZ PLAN flush-mounted for installation with a plaster cover frame, RENZ PLAN flush-mounted for flush fitting with the plaster or RENZ PLAN flush-mounted frame for shadow gaps

> RENZ PLAN material

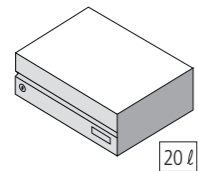
All mounting methods:	made throughout in corrosion-proof and powder-coated galvanised steel or in brushed V4A stainless steel
-----------------------	---------------------------------------------------------------------------------------------------------

DESIGN AND SPECIFY: FRONT REMOVAL

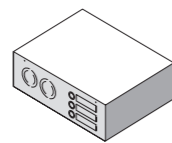
Prior to commencing your specification or design, please request a quotation with description and drawing. Non-standard sizes are available on request. We would be happy to assist you.



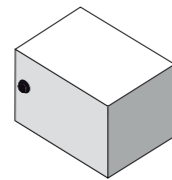
420 x 330 x 300 mm
Steel **61-1-04611**
V4A **61-1-04641**



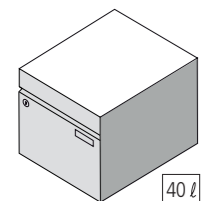
420 x 165 x 300 mm
Steel **61-1-04511**
V4A **61-1-04541**



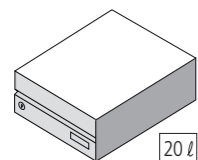
For installation boxes,
please refer to speci-
fication descriptions on
page 63



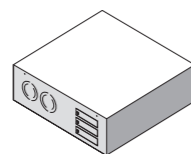
For parcel boxes, please
refer to specification
descriptions on page 63



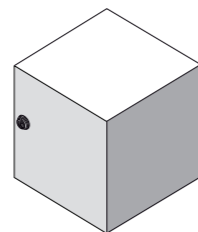
320 x 330 x 400 mm
Steel **61-1-02611**
V4A **61-1-02641**



320 x 165 x 400 mm
Steel **61-1-02511**
V4A **61-1-02541**



For installation boxes,
please refer to speci-
fication descriptions on
page 63



For parcel boxes, please
refer to specification
descriptions on page 63

> RENZ PLAN mail boxes

Horizontal RENZ PLAN mail boxes as per DIN EN 13724

Box dimensions:	420 x 330 x 300 mm	320 x 330 x 400 mm
(WxHxD)	420 x 165 x 300 mm	320 x 165 x 400 mm
Layout:	... no. boxes side-by-side, ... no. boxes on top of each other	
Door design:	side-opening door; box height 165 mm: side-opening door with synchronous flap mechanism	
Letter opening flap:	flush-mounted, noise-insulated, extra-wide opening angle, outward-opening, rainwater diversion system	
Security:	serrated anti-theft guard, opening as per DIN EN 13724	
Lock:	flush-fitted, dust cap, two keys	
Nameplates:	flush-mounted, vandal-proof, aluminium or V4A stainless steel, can be changed from the front (RSA2 by Renz)	

> Parcel boxes RENZ PLAN

Box dimensions:	420 x 990 x 300 mm	320 x 990 x 400 mm
(WxHxD)	420 x 825 x 300 mm	320 x 825 x 400 mm
	420 x 660 x 300 mm	320 x 660 x 400 mm
	420 x 495 x 300 mm	320 x 495 x 400 mm
	420 x 330 x 300 mm	320 x 330 x 400 mm
	420 x 165 x 300 mm	320 x 165 x 400 mm
Door design:	side-opening door with Renz parcel box lock; optional keyd alike mail box	

> RENZ PLAN installation boxes

Box dimensions:	420 x 330 x 300 mm	320 x 330 x 400 mm
(WxHxD)	420 x 165 x 300 mm	320 x 165 x 400 mm
	170 x 330 x 300 mm	170 x 330 x 400 mm
	140 x 330 x 300 mm	140 x 330 x 400 mm
	or non-standard dimensions	
Speaker grid:	vandal-proof, waterproof IP43, quick-fit system for counter-loudspeaker, round or angled design (RS2A speaker grid by Renz)	
Light/bell button:	button with LED lighting (red light button, white illuminated bell button), aluminium or V4A stainless steel, flush-fitted (e.g. RSA2 or RSA2-kompakt by Renz)	
Nameplates:	flush-mounted, vandal-proof, aluminium or V4A stainless steel, can be changed from the front (RSA2 by Renz)	

> Shadow box

Box dimensions:	420 x 330 x 300 mm with or without engraving
(WxHxD)	320 x 330 x 400 mm with or without engraving

> Labelling box

Box dimensions:	(as required) x 150 x 400 mm	(as required) x 150 x 300 mm
(WxHxD)	back-lit, including LED lamp 12 V AC/DC, without power adapter	

> RENZ PLAN mounting methods

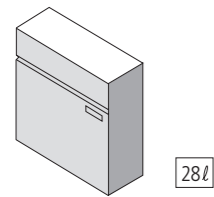
Free-standing:	RENZ PLAN casing frame for embedding in concrete or with foot plates to screw in place
Surface-mounted:	RENZ PLAN Surface-mounted casing
Flush-mounted:	RENZ PLAN flush-mounted for installation with a plaster cover frame, RENZ PLAN flush-mounted for flush fitting with the plaster or RENZ PLAN flush-mounted frame for shadow gaps

> RENZ PLAN material

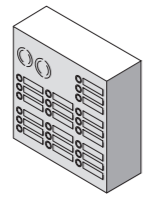
All mounting methods:	made throughout in corrosion-proof and powder-coated galvanised steel or in brushed V4A stainless steel
-----------------------	------------------------------------------------------------------------------------------------------------

DESIGN AND SPECIFY: THROUGH-THE-WALL UNITS

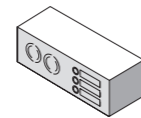
Prior to commencing your specification or design, please request a quotation with description and drawing. Non-standard sizes are available on request. We would be happy to assist you.



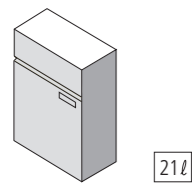
400 x 440 x 160 mm
Steel **62-1-01112**
V4A **62-1-01142**



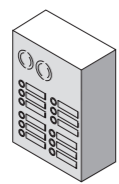
400 x 440 x 160 mm
Steel **62-2-01112**
V4A **62-2-01142**



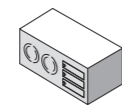
400 x 150 x 160 mm
Steel **62-2-01512**
V4A **62-2-01542**



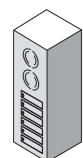
300 x 440 x 160 mm
Steel **62-1-01012**
V4A **62-1-01042**



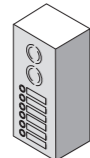
300 x 440 x 160 mm
Steel **62-2-01012**
V4A **62-2-01042**



300 x 150 x 160 mm
Steel **62-2-01412**
V4A **62-2-01442**



140 x 440 x 160 mm
Steel **62-2-01212**
V4A **62-2-01242**



170 x 440 x 160 mm
Steel **62-2-01312**
V4A **62-2-01342**

> RENZ PLAN mail boxes

Vertical RENZ PLAN mail boxes as per DIN EN 13724

Box dimensions: (WxHxD)	400 x 440 x 160 mm 300 x 440 x 160 mm or non-standard dimensions (max. 550 x 620 x 160 mm)
Layout:	... no. boxes side-by-side, ... no. boxes on top of each other
Door design:	drop-down door with two opening limiters
Letter opening flap:	flush-mounted, noise-insulated, 135° opening angle, outward-opening, rainwater diversion system, integral adjustable opening system with locking mechanism
Security:	serrated anti-theft guard, opening as per DIN EN 13724
Lock:	flush-fitted, dust cap, two keys
Nameplates:	flush-mounted, vandal-proof, aluminium or V4A stainless steel, can be changed from the front (RSA2 by Renz)

> RENZ PLAN Installation boxes

Box dimensions: (WxHxD)	400 x 440 x 160 mm 300 x 440 x 160 mm 140 x 440 x 160 mm 170 x 440 x 160 mm	400 x 150 x 160 mm 300 x 150 x 160 mm or non-standard dimensions
Speaker grid:	vandal-proof, waterproof IP43, quick-fit system for counter-loudspeaker, round or angled design (RS2A speaker grid by Renz)	
Light/bell button:	button with LED lighting (red light button, white illuminated bell button), aluminium or V4A stainless steel, flush-fitted (e.g. RSA2 or RSA2-kompakt by Renz)	
Nameplates:	flush-mounted, vandal-proof, aluminium or V4A stainless steel, can be changed from the front (RSA2 by Renz)	

> Labelling box

Box dimensions: (WxHxD)	(as required) x 150 x 160 mm back-lit, including LED lamp 12 V AC/DC, without power adapter
----------------------------	------------------------------------------------------------------------------------------------

> RENZ PLAN mounting methods

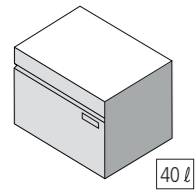
Free-standing:	RENZ PLAN casing frame for embedding in concrete or with foot plates to screw in place
Fence:	RENZ PLAN fence casing

> RENZ PLAN material

All mounting methods:	made throughout from corrosion-proof and powder-coated galvanised steel or made throughout in brushed V4A stainless steel
-----------------------	---------------------------------------------------------------------------------------------------------------------------

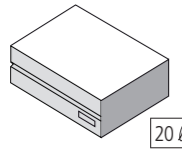
DESIGN AND SPECIFY: THROUGH-THE-WALL UNITS

Prior to commencing your specification or design, please request a quotation with description and drawing. Non-standard sizes are available on request. We would be happy to assist you.



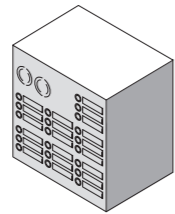
40 l

420 x 330 x 300 mm
Steel **62-1-04612**
V4A **62-1-04642**

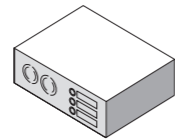


20 l

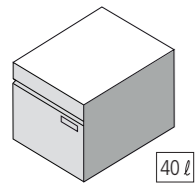
420 x 165 x 300 mm
Steel **62-1-04512**
V4A **62-1-04542**



420 x 330 x 300 mm
Steel **62-2-04612**
V4A **62-2-04642**

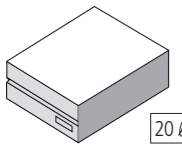


420 x 165 x 300 mm
Steel **62-2-04512**
V4A **62-2-04542**



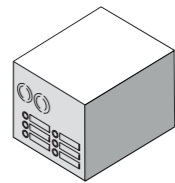
40 l

320 x 330 x 400 mm
Steel **62-1-02612**
V4A **62-1-02642**

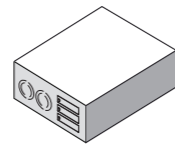


20 l

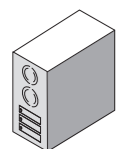
320 x 165 x 400 mm
Steel **62-1-02512**
V4A **62-1-02542**



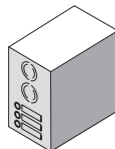
320 x 330 x 400 mm
Steel **62-2-02612**
V4A **62-2-02642**



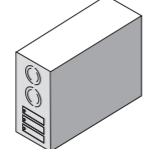
320 x 165 x 400 mm
Steel **62-2-02512**
V4A **62-2-02542**



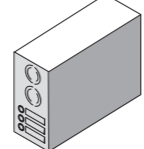
140 x 330 x 300 mm
Steel **62-2-00312**
V4A **62-2-00342**



170 x 330 x 300 mm
Steel **62-2-00512**
V4A **62-2-00542**



140 x 330 x 400 mm
Steel **62-2-00412**
V4A **62-2-00442**



170 x 330 x 400 mm
Steel **62-2-00612**
V4A **62-2-00642**

> RENZ PLAN mail boxes

Horizontal RENZ PLAN mail boxes as per DIN EN 13724

Box dimensions:	420 x 330 x 300 mm	320 x 330 x 400 mm
(WxHxD)	420 x 165 x 300 mm	320 x 165 x 400 mm
Layout:	... no. boxes side-by-side, ... no. boxes on top of each other	
Door design:	side-opening door; box height 165 mm: side-opening door with synchronous flap mechanism	
Letter opening flap:	flush-mounted, noise-insulated, extra-wide opening angle, outward-opening, rainwater diversion system	
Security:	serrated anti-theft guard, opening as per DIN EN 13724	
Lock:	flush-fitted, dust cap, two keys	
Nameplates:	flush-mounted, vandal-proof, aluminium or V4A stainless steel, can be changed from the front (RSA2 by Renz)	

> RENZ PLAN Installation boxes

Box dimensions:	420 x 330 x 300 mm	320 x 330 x 400 mm
(WxHxD)	420 x 165 x 300 mm	320 x 165 x 400 mm
	170 x 330 x 300 mm	170 x 330 x 400 mm
	140 x 330 x 300 mm	140 x 330 x 400 mm
	or non-standard dimensions	
Speaker grid:	vandal-proof, waterproof IP43, quick-fit system for counter-loudspeaker, round or angled design (RS2A speaker grid by Renz)	
Light/bell button:	button with LED lighting (red light button, white illuminated bell button), aluminium or V4A stainless steel, flush-fitted (e.g. RSA2 or RSA2-kompakt by Renz)	
Nameplates:	flush-mounted, vandal-proof, aluminium or V4A stainless steel, can be changed from the front (RSA2 by Renz)	

> Labelling box

Box dimensions:	(as required) x 150 x 300 mm	(as required) x 150 x 400 mm
(WxHxD)	back-lit, including LED lamp 12 V AC/DC, without power adapter	

> RENZ PLAN mounting methods

Free-standing:	RENZ PLAN casing frame for embedding in concrete or with foot plates to screw in place
Fence:	RENZ PLAN fence casing

> RENZ PLAN material

All mounting methods:	made throughout from corrosion-proof and powder-coated galvanised steel or made throughout in brushed V4A stainless steel
-----------------------	------------------------------------------------------------------------------------------------------------------------------



INTEGRATION OF RENZ SPEAKER/INTERCOM SYSTEMS

ALWAYS AN EXCELLENT CHOICE

RSA2 and **RSA2-kompakt** speaker/intercom systems differ by the design of bell button and their dimensions. Both versions are vandal-proof and available with red and white LED lighting and can be combined with different speaker grid patterns.

◀ 1


2




3




RSA2 speaker grid RENZ standard



RSA2 speaker grid perforated circle



RSA2 speaker grid angled



RSA2 speaker grid perforated square



- 1 RSA2 in V4A stainless steel
- 2 RSA2 in aluminium with LED lighting element
- 3 RSA2-kompakt in V4A stainless steel with LED lighting element
- 4 Speaker grid patterns



The special tool for changing the nameplate is fixed on the back of every component.

INTEGRATION OF OTHER MODULES

VARIETY THAT FITS EVERY TIME

All commercially available modules can be integrated. The mail box can either be configured for integration of another module on site or alternatively factory integration of the alternative modules.



SPEAKER/INTERCOM SYSTEMS | OTHER MODULES | EXAMPLES

- | | | | |
|----|--|----|----------------------------------------------------------------------------|
| 1 | | 1 | GIRA modules |
| 2 | | 2 | SIEDLE modules |
| 3 | | 3 | RITTO modules |
| 4 | | 5 | IDENCOM BIOKEY® RENZ Basic |
| 5 | | 6 | IDENCOM BIOKEY® module 4000 inside (surfaced) |
| 6 | | 7 | IDENCOM bluetooth-reader |
| 7 | | 8 | ekey fingerprint module |
| 8 | | 9 | ekey fingerprint flush-mounted module with installation frame UP ED |
| 9 | | 10 | ekey keypad |
| 10 | | 11 | Robotix camera module S15 |
| 11 | | 12 | BUSCH-JAEGER camera module Busch-Welcome |
| 12 | | 13 | ELCOM camera module BTC-500 und BTC-200 |
| 13 | | 14 | ELCOM camera module BEC-200 |
| 14 | | 15 | JUNG TKM camera module TK EBM V 67 V (vertical) TK EBM V 67 H (horizontal) |
| 15 | | 16 | BAUDISCH camera module CP-CAM 33-1001 |
| 16 | | | |

On request, we can integrate other brands.



- 1 RENZ PLAN made of powder-coated steel
- 2 RENZ PLAN S made of powder-coated steel
- 3 RENZ PLAN S made of V4A steel

MATERIALS AND COLOURS AT A GLANCE

STAINLESS STEEL OR 200 COLOURS

Depending on your requirements, RENZ PLAN and RENZ PLAN S are available in brushed V4A stainless steel or high-quality, corrosion-resistant galvanised steel with hard-wearing powder-coated finish in one of over 200 RAL shades.

	RENZ PLAN S		RENZ PLAN	
	RAL colours	V4A stainless steel	RAL colours	V4A stainless steel
Pillars	–	●	●	●
Free-standing units	–	–	●	●
Surface-mounted units	–	●	●	●
Flush-mounted units	–	●	●	●
Panel units	●	●	–	–
Through-the-wall units	●	●	–	–
Through-the-fence units	–	–	●	●
Intercom pillars	–	–	–	●

2



3



Our materials

Galfan steel: Galfan is a surface-finished sheet steel. A zinc-aluminium alloy is applied to the surface of the steel in a melting process. The molten zinc contains approx. 5% Al and approx. 0.1% mixed metal. Corrosion resistance is therefore approximately four times higher than with hot dip galvanised parts. Thanks to a sacrificial anode effect, this corrosion resistance is retained even if the Galfan coating is damaged, and the galvanic element also protects uncoated edges very well too.

V4A stainless steel: The V4A stainless steel used by Renz is also alloyed with 2% molybdenum, making it higher-quality and more resistant to corrosion than, say, V2A. V4A stainless steel units are therefore ideal for use in areas close to the sea, in the vicinity of swimming pools and in urban areas with chemical industries.

Erwin Renz Metallwarenfabrik GmbH & Co KG
Boschstraße 3 · 71737 Kirchberg/Murr · Deutschland
Telefon +49 (0) 7144 301-0
Telefax +49 (0) 7144 301-4444
E-Mail info@renzgroup.de

www.renzgroup.com